

Vectors – Basics

1. $\mathbf{p} = \begin{pmatrix} 3 \\ 2 \end{pmatrix}$ and $\mathbf{q} = \begin{pmatrix} 6 \\ -4 \end{pmatrix}$

- (a) Sketch the vectors \mathbf{p} and \mathbf{q} .
- (b) Sketch the vectors $-\mathbf{p}$ and $-\mathbf{q}$.
- (c) Given $\mathbf{u} = \mathbf{p} + \mathbf{q}$, sketch the vector \mathbf{u} .
- (d) Given $\mathbf{v} = \mathbf{p} - \mathbf{q}$, sketch the vector \mathbf{v} .

2. $\mathbf{a} = \begin{pmatrix} 5 \\ -2 \end{pmatrix}$ and $\mathbf{b} = \begin{pmatrix} -7 \\ -4 \end{pmatrix}$

- (a) Sketch the vectors \mathbf{a} and \mathbf{b} .
- (b) Given $\mathbf{u} = \mathbf{a} + \mathbf{b}$, sketch the vector \mathbf{u} .
- (c) Given $\mathbf{v} = \mathbf{a} - \mathbf{b}$, sketch the vector \mathbf{v} .

3. $\mathbf{a} = \begin{pmatrix} 2 \\ 2 \\ -1 \end{pmatrix}$ and $\mathbf{b} = \begin{pmatrix} 6 \\ -8 \\ 0 \end{pmatrix}$.

- Find (a) $3\mathbf{a}$ (b) $-\mathbf{b}$ (c) $2\mathbf{a} + 3\mathbf{b}$ (d) $4\mathbf{b} - \mathbf{a}$ (e) $-\frac{1}{2}\mathbf{b}$
(f) $|\mathbf{b}|$ (g) $|2\mathbf{a}|$ (h) $|\mathbf{b} + 2\mathbf{a}|$

4. Find \mathbf{p} and \mathbf{q} in each equation below

(a) $\begin{pmatrix} \mathbf{p} \\ \mathbf{q} \end{pmatrix} + \begin{pmatrix} 2 \\ -1 \end{pmatrix} = \begin{pmatrix} 6 \\ 4 \end{pmatrix}$ (b) $\begin{pmatrix} \mathbf{p} \\ \mathbf{q} \end{pmatrix} - \begin{pmatrix} 3 \\ -4 \end{pmatrix} = \begin{pmatrix} 8 \\ -4 \end{pmatrix}$ (c) $\begin{pmatrix} -3 \\ 1 \end{pmatrix} - \begin{pmatrix} \mathbf{p} \\ \mathbf{q} \end{pmatrix} = 3 \begin{pmatrix} -2 \\ -1 \end{pmatrix}$

5. Find \mathbf{p} , \mathbf{q} and \mathbf{r} in each of the following

(a) $\begin{pmatrix} \mathbf{p} \\ \mathbf{q} \\ \mathbf{r} \end{pmatrix} + \begin{pmatrix} 3 \\ -2 \\ 5 \end{pmatrix} = \begin{pmatrix} 6 \\ 4 \\ 1 \end{pmatrix}$ (b) $\begin{pmatrix} \mathbf{p} \\ \mathbf{q} \\ \mathbf{r} \end{pmatrix} + 2 \begin{pmatrix} 1 \\ -4 \\ 0 \end{pmatrix} = \begin{pmatrix} 2 \\ 5 \\ 3 \end{pmatrix}$

6. A is the point (2,1,-2) and B is the point (0,-3,4).

- (a) Write down the components of \mathbf{a} and \mathbf{b} , the position vectors of A and B.
- (b) Calculate (i) $-2\mathbf{a} + \mathbf{b}$ (ii) $|-2\mathbf{a} + \mathbf{b}|$
- (c) Find the vector \overrightarrow{AB}

7. P is the point (1,-1,2), Q is (2,0,-5) and R is (1,1,0).

- (a) Write down the components of \mathbf{p} , \mathbf{q} and \mathbf{r} the position vectors of P, Q and R.
- (b) Find the vectors (i) \overrightarrow{QP} (ii) \overrightarrow{QR} (iii) \overrightarrow{PR}

8. M is the point (2,3,-5), N is (1,1,0) and R is (-4,2,-2).

(a) Write down the components of \mathbf{m} , \mathbf{n} and \mathbf{r} the position vectors of M, N and R.

(b) Find the vectors (i) \overrightarrow{MN} (ii) \overrightarrow{RN} (iii) \overrightarrow{MR}

9. PQRS is a parallelogram with vertices P(3,4,0), Q(7,6,-3) and R(8,5,2).

Find the coordinates of S. (Hint: $\overrightarrow{PQ} = \overrightarrow{SR}$).

10. A is the point (2,1,-6), B is (3,1,-9) and C is (0,1,6).

Given $\overrightarrow{AD} = \frac{2}{3}\overrightarrow{BC}$, find the coordinates of D.

11. P is the point (-4,2,2), Q is (-1,8,14) and R is (-5,2,10).

Given $\overrightarrow{PQ} = \frac{3}{4}\overrightarrow{RS}$, find the coordinates of S.

12. (a) Calculate the magnitude of the vector $\mathbf{u} = \begin{pmatrix} 3 \\ 4 \end{pmatrix}$.

(b) Find a unit vector parallel to the vector \mathbf{u} .

13. (a) Calculate the magnitude of the vector $\mathbf{w} = \begin{pmatrix} -6 \\ 2 \\ 3 \end{pmatrix}$

(b) Find a unit vector parallel to \mathbf{w} .

14. (a) Calculate $|\mathbf{a}|$ where $\mathbf{a} = \begin{pmatrix} -2 \\ -1 \\ 0 \end{pmatrix}$

(b) Find a unit vector parallel to \mathbf{a} .

15. The diagram shows a regular hexagon.

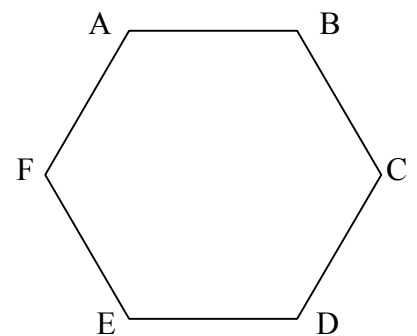
(i) Write down another vector equal to

(a) \overrightarrow{AB} (b) \overrightarrow{CD}

(ii) Find a vector equal to

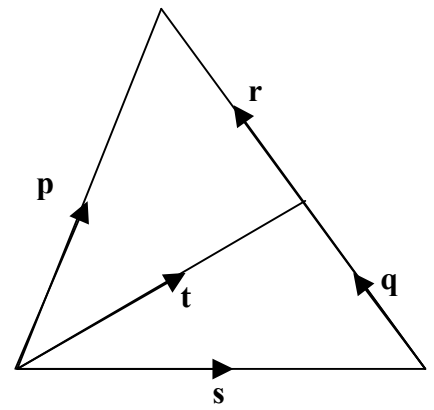
(a) $\overrightarrow{AB} + \overrightarrow{BC}$ (b) $\overrightarrow{AB} + \overrightarrow{BC} + \overrightarrow{CD}$ (c) $\overrightarrow{FE} + \overrightarrow{ED}$

(d) $\overrightarrow{FA} + \overrightarrow{ED}$ (e) $\overrightarrow{ED} + \overrightarrow{DC} + \overrightarrow{EF}$ (f) $\overrightarrow{BC} - \overrightarrow{DC}$



16. Use the diagram opposite to name the vector that represents

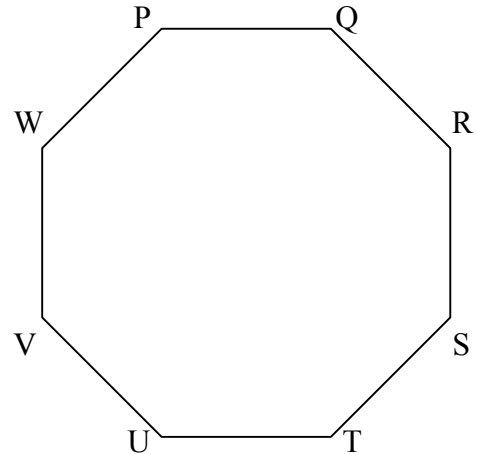
- (a) $\mathbf{p} - \mathbf{r}$ (b) $\mathbf{r} - \mathbf{p}$ (c) $\mathbf{t} - \mathbf{q}$ (d) $\mathbf{s} - \mathbf{t}$
 (e) $\mathbf{p} - \mathbf{r} - \mathbf{q}$ (f) $\mathbf{t} + \mathbf{r} - \mathbf{p}$ (g) $\mathbf{s} - \mathbf{p} + \mathbf{q}$



17. The diagram shows a regular octagon.

(a) Write down another vector equal to

- (i) \overrightarrow{WP} (ii) $\overrightarrow{WV} + \overrightarrow{VU}$
 (iii) $\overrightarrow{WP} + \overrightarrow{SR} + \overrightarrow{RQ}$ (iv) $\overrightarrow{SR} - \overrightarrow{ST}$



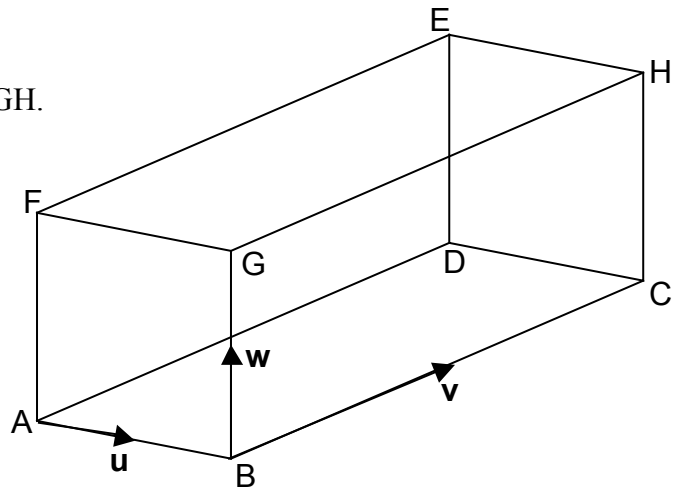
18. The diagram shows a cuboid ABCD EFGH.

(a) Express in terms of \mathbf{u} , \mathbf{v} and \mathbf{w} .

- (i) \overrightarrow{DC} (ii) \overrightarrow{ED}
 (iii) \overrightarrow{FH} (iv) \overrightarrow{HA}

(b) Express in terms of ABCD EFGH

- (i) $\mathbf{u} + \mathbf{v}$ (ii) $\mathbf{u} - \mathbf{w}$ (iii) $\mathbf{w} - \mathbf{u} + \mathbf{v}$



19. In the trapezium $AB = 2DC$ and AB is parallel to DC .

In terms of \mathbf{u} and \mathbf{v} , write down the vectors

- (a) \overrightarrow{AB} (b) \overrightarrow{AC} (c) \overrightarrow{BC} (d) \overrightarrow{AN}

